

PODER LEGISLATIVO



PROVINCIA DE TIERRA DEL FUEGO,
ANTÁRTIDA E ISLAS DEL ATLÁNTICO SUR
REPÚBLICA ARGENTINA

COMUNICACIONES OFICIALES

Nº **044**

PERÍODO LEGISLATIVO **2012**

EXTRACTO P.E.P. NOTA Nº 072/12 ADJUNTANDO INFORME REQUERIDO MEDIANTE RESOLUCIÓN DE CÁMARA Nº 032/12 (SOLICITANDO P.E.P. INFORME SOBRE CONVENIO REGISTRADO BAJO Nº 15.546, REEMBOLSO DE DEUDAS EN EL MARCO DEL PROGRAMA FEDERAL DE DESENDEUDAMIENTO DE LAS PROVINCIAS ARGENTINAS Y OTROS ÍTEMS).


Entró en la Sesión de: 17 MAYO 2012

Girado a la Comisión Nº: C/B.

Orden del día Nº: _____



Provincia de Tierra del Fuego, Antártida
e Islas del Atlántico Sur
República Argentina



494
27-04-12
13:00

NOTA N° 072
GOB

USHUAIA, 27 ABR. 2012

SEÑOR VICEPRESIDENTE 1°:

Tengo el agrado de dirigirme a Ud. en mi carácter de Gobernadora de la Provincia de Tierra del Fuego con el objeto de remitirle en contestación a lo solicitado mediante Resolución de Cámara Legislativa de la Provincia N° 32/12, dada en la Sesión Ordinaria del día 15 de marzo de 2012; Nota N° 168 Letra: M.E. emitida por el Sr. Ministro de Economía, adjuntando Nota 812/12 Letra: Cont. Gral. suscripta por el Sr. Contador General de la Contaduría General de Gobierno con la documental allí indicada.

Al respecto, se informa que la información solicitada en los puntos 5° y 6° de la mencionada Resolución será remitida a la brevedad.

Asimismo, y en conformidad con lo dispuesto en la Ley Pcial. N° 650, acompaña soporte informático conteniendo la información suministrada.

Sin otro particular, saludo al Sr. Vicepresidente 1°, con atenta y distinguida consideración.

AL SEÑOR VICEPRESIDENTE 1°
DE LA LEGISLATURA PROVINCIAL
LEG. JUAN FELIPE RODRIGUEZ

MARIA FABIANA RIOS
GOBERNADORA

S _____ D

Para a Secretaría Legislativa
Ush. 02.05.12

Juan Felipe RODRIGUEZ
Vice-Presidente 1°
a cargo de la Presidencia
Poder Legislativo

"Las Islas Malvinas, Georgias y Sandwich del Sur son y serán Argentinas"



Provincia de Tierra del Fuego, Antártida
e Islas del Atlántico Sur
República Argentina

SECRETARÍA LEGAL Y TÉCNICA

"2012 en Memoria a los Héroes de Malvinas"



Cde. Resolución Legislativa N° 32/12.-

USHUAIA, 25 ABR 2012

SEÑORA GOBERNADORA

S _____ / _____ D.-


Remito documentación que fuera recibida en esta Secretaría Legal y Técnica en fecha 10/04/12, dando respuesta a lo solicitado mediante la Resolución de la Cámara Legislativa de la Provincia N° 32/12, dada en Sesión Ordinaria del día 15 de marzo de 2012, consistente en: Nota N° 168 Letra: M.E. emitida por el Sr. Ministro de Economía, adjuntando Nota 812/12 Letra: Cont Gral. suscripta por el Sr. Contador General de la Contaduría General de Gobierno con la documental allí indicada.

Al respecto, se informa que la información solicitada en los puntos 5° y 6° de la mencionada Resolución será remitida a la brevedad.

Asimismo, y en conformidad con lo dispuesto en la Ley Pcial. N° 650, acompaña soporte informático conteniendo la información suministrada.

En consecuencia, correspondería remitir dicha información a la Legislatura de la Provincia.

INFORME S.L y T N° 853 /12


Dr. Fernando Andrés Vera
Subsecretario Legal y Técnico



Provincia de Tierra del Fuego, Antártida
e Islas del Atlántico Sur
República Argentina
MINISTERIO DE ECONOMIA



"2012 - EN MEMORIA A LOS HEROES DE MALVINAS"

Cde. NOTA S.L. y T. N° 160/12
NOTA N° 168 12012
LETRA: M.E.

USHUAIA, 10 ABR 2012

**DIR. GRAL. DE COORDINACIÓN Y SUPERINTENDENCIA
SECRETARIA LEGAL Y TECNICA:**

Por medio de la presente y habida cuenta de la requisitoria realizada por la Honorable Cámara Legislativa a través de la Resolución N° 32/12, dada en Sesión Ordinaria del día 15 de marzo de 2012 e ingresada al Poder Ejecutivo en fecha 23/03/12, cumpto en dirigirme a Uds., con el objeto de suministrar la información requerida, es por ello que adjunto a esta la nota Cont. Gral. N° 812/12, la cual es compartida por el suscripto en todo su contenido.

En lo que respecta, a la Resolución de Cámara N° 25/12, propio es informar que la misma fue remitida por el Sr. Contador General a la Secretaría de Hidrocarburos, en razón a que la requisitoria allí interpuesta es de competencia de esa jurisdicción.

Atentamente.


C. P. Hiram Christian J. RUIZ
MINISTRO DE ECONOMÍA

12:15

SECRETARIA LEGAL Y TECNICA
10 ABR 2012
SALIDA: 25 ABR 2012



Provincia de Tierra del Fuego, Antártida
e Islas del Atlántico Sur
República Argentina
CONTADURÍA GENERAL

"2012 en Memoria a los Héroes de Malvinas"



Nota Nº 812 /12.-
Letra: Cont.Gral.-

Ushuaia,

10 ABR. 2012

Sr. Ministro
CPN Christian Ruiz

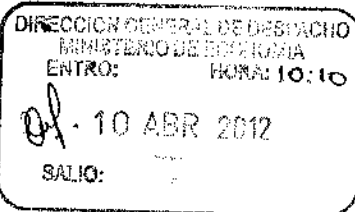
Ref.Nota Nº81/12-DPME

Me dirijo a usted en relación al requerimiento realizado por la Legislatura Provincial mediante Resolución de Cámara nº32/12 en relación a la ratificación del Convenio suscripto con el Gobierno Nacional y la Provincia de Tierra del Fuego, registrado bajo el Nº15546. Al respecto informo:

-Punto 1: el monto de las deudas refinanciadas al 31 de diciembre de 2011 es de \$42.400.000 correspondiente al Convenio 14991 y de \$ 354.371.572,15 correspondiente al Convenio 14539 Programa Federal de Desendeudamiento, ambos montos contienen intereses capitalizados.

- Punto 2: se adjunta planilla anexa.
- Punto 3: se adjunta planilla anexa.
- Punto 4: se adjunta planilla anexa.

Atentamente.



~~CPN Christian Ruiz
CONTADOR GENERAL
CONTADURÍA GENERAL DE GOBIERNO~~

"Las Islas Malvinas, Georgias, y Sándwich del Sur son y serán Argentinas"

Punto 2) Fondos no retenidos desde suscripción del Convenio 14539

	Canje	Amortización	Interés	PAF 2007	Amortización	Interés	PAF 2009	Amortización	Interés
09/10									
10/10	2.702.479,76	547.223,61	517.810,70	362.909,57	112.810,70	248.229,09	598.990,58	256.503,59	
11/10	2.724.607,28	529.319,90	114.721,71	362.909,57	107.324,32	256.503,59	598.990,58	256.503,59	
12/10	2.745.064,79	546.755,88	109.231,32	362.909,57	98.267,72	248.229,09	598.990,58	256.503,59	
	8.172.151,82	1.623.299,39	447.786,74	1.451.638,29	417.364,74	1.009.464,95	3.593.943,45	1.368.571,18	
01/11	2.767.505,44	546.139,49	109.173,67	362.909,57	109.173,67	256.503,59	598.990,58	256.503,59	
02/11	2.788.276,68	493.020,26	107.324,32	362.909,57	107.324,32	256.503,59	598.990,58	256.503,59	
03/11	2.808.437,97	545.144,53	98.267,72	362.909,57	98.267,72	248.229,09	598.990,58	256.503,59	
04/11	2.831.994,86	526.774,15	103.625,62	362.909,57	103.625,62	256.503,59	598.990,58	256.503,59	
05/11	2.855.598,01	543.932,45	98.495,17	362.909,57	98.495,17	248.229,09	598.990,58	256.503,59	
06/11	2.877.203,65	526.036,91	99.926,93	362.909,57	99.926,93	256.503,59	598.990,58	256.503,59	
07/11	2.897.809,92	542.733,22	94.913,79	362.909,57	94.913,79	248.229,09	598.990,58	256.503,59	
08/11	2.920.414,94	511.649,06	96.228,23	362.909,57	96.228,23	256.503,59	598.990,58	256.503,59	
09/11	2.944.325,58	523.395,29	91.378,89	362.909,57	91.378,89	248.229,09	598.990,58	256.503,59	
10/11	2.969.158,10	540.240,10	89.544,71	362.909,57	89.544,71	248.229,09	598.990,58	256.503,59	
11/11	2.989.093,75	522.244,23	90.680,19	362.909,57	90.680,19	248.229,09	598.990,58	256.503,59	
12/11	2.992.746,87	538.134,32	83.963,33	362.909,57	83.963,33	248.229,09	598.990,58	256.503,59	
	17.715.809,17	3.208.307,20	551.711,15	2.177.487,44	551.711,15	1.368.571,18	3.593.943,45	1.368.571,18	

Punto 3) Montos liberados de pago por el período de gracia del 01/01/12 al 31/12/13

	Programa de Desendudamiento	Asistencia Financiera	Correspondiente al año 2012
	Convenio 14593	Convenio 14991 (Millones)	
01/12	1.555.691,20	1.805.278,79	Enero 3.763.731,65
02/12	1.555.691,20	1.681.916,80	Febrero 3.624.982,70
03/12	1.555.691,20	1.786.993,43	marzo 3.745.979,33
04/12	1.555.691,20	1.724.870,15	abril 3.672.739,43
05/12	1.555.691,20	1.774.728,17	mayo 3.778.227,01
06/12	1.555.691,20	1.899.266,33	junio 3.655.559,75
07/12	1.555.691,20	1.754.272,91	julio 3.710.471,69
08/12	1.555.691,20	1.740.345,27	agosto 3.701.598,55
09/12	1.555.691,20	1.696.210,82	septiembre 3.659.790,27
10/12	1.555.691,20	1.754.479,51	octubre 3.693.846,31
11/12	1.555.691,20	1.670.866,32	noviembre 3.612.610,60
12/12	1.555.691,20	1.718.631,75	diciembre 3.664.993,89
	18.668.294,42	20.894.483,93	Total 44.193.634,96
01/13	1.555.691,20	1.710.797,11	Correspondiente al año 2013
02/13	1.555.691,20	1.537.294,37	Enero 3.657.217,75
03/13	1.555.691,20	1.494.851,85	Febrero 3.463.840,17
04/13	1.555.691,20	1.632.597,31	marzo 3.630.465,49
05/13	1.555.691,20	1.678.996,59	abril 3.569.861,41
06/13	1.555.691,20	1.617.163,50	mayo 3.621.713,68
07/13	1.555.691,20	1.685.141,32	junio 3.532.481,77
08/13	1.555.691,20	1.655.213,69	julio 3.603.960,76
09/13	1.555.691,20	1.594.147,80	agosto 3.595.084,60
10/13	1.555.691,20	1.639.358,45	septiembre 3.526.712,27
11/13	1.555.691,20	1.578.804,00	octubre 3.577.332,28
12/13	1.555.691,20	1.623.503,16	noviembre 3.509.532,61
	18.668.294,42	19.626.389,13	diciembre 3.559.579,96
		2.233.632,00	Total 42.876.581,97



Dr. Enrique L. Borzini
 GOB. NACIONAL
 CONTADOR GENERAL DE GOBIERNO

Dr. María Alicia Madio
 Contadora General de Gobierno



REFINANCIACION -Convenio 15546

Incluye deudas incluidas en el Programa de desendeudamiento y Convenio 14991

204 CUOTAS MENSUALES: 203 cuotas de 4,9%
Ultima cuota de 5,3%

1º CUOTA ENERO 2014

Saldo por deudas al 31/05/2010 s/FFDI 323.622.957,95

Convenio 14991 40.000.000,00

Este saldo es neto de la aplicación del fondo ATN y del los pagos efectuados desde 01/06/10 al 30/09/1

Tasa Anual 0,06

Periodo		AMORTIZ. CAPITAL MENSUAL	INTERES MENSUAL	TOTAL CUOTA MENSUAL	SALDO CAPITAL A FIN MES
31/12/13					440.466.100,74
31/01/14	1	2.158.283,89	2.244.566,98	4.402.850,87	438.307.816,84
28/02/14	2	2.158.283,89	2.017.416,80	4.175.700,69	436.149.532,95
31/03/14	3	2.158.283,89	2.222.570,22	4.380.854,12	433.991.249,06
30/04/14	4	2.158.283,89	2.140.230,82	4.298.514,71	431.832.965,16
31/05/14	5	2.158.283,89	2.200.573,47	4.358.857,36	429.674.681,27
30/06/14	6	2.158.283,89	2.118.943,63	4.277.227,53	427.516.397,38
31/07/14	7	2.158.283,89	2.178.576,71	4.336.860,60	425.358.113,48
31/08/14	8	2.158.283,89	2.167.578,33	4.325.862,23	423.199.829,59
30/09/14	9	2.158.283,89	2.087.012,86	4.245.296,75	421.041.545,69
31/10/14	10	2.158.283,89	2.145.581,58	4.303.865,47	418.883.261,80
30/11/14	11	2.158.283,89	2.065.725,67	4.224.009,57	416.724.977,91
31/12/14	12	2.158.283,89	2.123.584,82	4.281.868,71	414.566.694,01
		25.899.406,72	25.712.361,89	51.611.768,61	
31/01/15	13	2.158.283,89	2.112.586,44	4.270.870,33	412.408.410,12
28/02/15	14	2.158.283,89	1.898.208,57	4.056.492,47	410.250.126,23
31/03/15	15	2.158.283,89	2.090.589,68	4.248.873,58	408.091.842,33
30/04/15	16	2.158.283,89	2.012.507,72	4.170.791,61	405.933.558,44
31/05/15	17	2.158.283,89	2.068.592,93	4.226.876,82	403.775.274,55
30/06/15	18	2.158.283,89	1.991.220,53	4.149.504,43	401.616.990,65
31/07/15	19	2.158.283,89	2.046.596,17	4.204.880,07	399.458.706,76
31/08/15	20	2.158.283,89	2.035.597,79	4.193.881,69	397.300.422,87
30/09/15	21	2.158.283,89	1.959.289,76	4.117.573,65	395.142.138,97
31/10/15	22	2.158.283,89	2.013.601,04	4.171.884,93	392.983.855,08
30/11/15	23	2.158.283,89	1.938.002,57	4.096.286,47	390.825.571,18
31/12/15	24	2.158.283,89	1.991.604,28	4.149.888,17	388.667.287,29
		25.899.406,72	24.158.397,49	50.057.804,21	
31/01/16	25	2.158.283,89	1.980.605,90	4.138.889,80	386.509.003,40
29/02/16	26	2.158.283,89	1.842.536,07	4.000.819,96	384.350.719,50
31/03/16	27	2.158.283,89	1.958.609,15	4.116.893,04	382.192.435,61
30/04/16	28	2.158.283,89	1.884.784,61	4.043.068,51	380.034.151,72
31/05/16	29	2.158.283,89	1.936.612,39	4.094.896,28	377.875.867,82
30/06/16	30	2.158.283,89	1.863.497,43	4.021.781,32	375.717.583,93
31/07/16	31	2.158.283,89	1.914.615,63	4.072.899,53	373.559.300,04
31/08/16	32	2.158.283,89	1.903.617,25	4.061.901,15	371.401.016,14
30/09/16	33	2.158.283,89	1.831.566,65	3.989.850,55	369.242.732,25
31/10/16	34	2.158.283,89	1.881.620,50	4.039.904,39	367.084.448,35
30/11/16	35	2.158.283,89	1.810.279,47	3.968.563,36	364.926.164,46
31/12/16	36	2.158.283,89	1.859.623,74	4.017.907,64	362.767.880,57
		25.899.406,72	22.667.968,81	48.567.375,53	
31/01/17	37	2.158.283,89	1.848.625,36	4.006.909,26	360.609.596,67
28/02/17	38	2.158.283,89	1.659.792,12	3.818.076,01	358.451.312,78
31/03/17	39	2.158.283,89	1.826.628,61	3.984.912,50	356.293.028,89
30/04/17	40	2.158.283,89	1.757.061,51	3.915.345,41	354.134.744,99
31/05/17	41	2.158.283,89	1.804.631,85	3.962.915,74	351.976.461,10
30/06/17	42	2.158.283,89	1.735.774,33	3.894.058,22	349.818.177,21
31/07/17	43	2.158.283,89	1.782.635,09	3.940.918,99	347.659.893,31
31/08/17	44	2.158.283,89	1.771.636,72	3.929.920,61	345.501.609,42
30/09/17	45	2.158.283,89	1.703.843,55	3.862.127,45	343.343.325,52
31/10/17	46	2.158.283,89	1.749.639,96	3.907.923,85	341.185.041,63
30/11/17	47	2.158.283,89	1.682.556,37	3.840.840,26	339.026.757,74
31/12/17	48	2.158.283,89	1.727.643,20	3.885.927,10	336.868.473,84
		25.899.406,72	21.050.468,68	46.949.875,40	
31/01/18	49	2.158.283,89	1.716.644,83	3.874.928,72	334.710.189,95
28/02/18	50	2.158.283,89	1.540.583,89	3.698.867,78	332.551.906,86

C.E.N. Ernesto E. Bonatti
CONTADOR GENERAL
COMPTROLLER GENERAL

Periodo		AMORTIZ. CAPITAL MENSUAL	INTERES MENSUAL	TOTAL CUOTA MENSUAL	SALDO CAPITAL A FIN MES
31/03/18	51	2.158.283,89	1.694.648,07	3.852.931,96	330.393.622,16
30/04/18	52	2.158.283,89	1.629.338,41	3.787.622,30	328.235.338,27
31/05/18	53	2.158.283,89	1.672.651,31	3.830.935,21	326.077.054,38
30/06/18	54	2.158.283,89	1.608.051,23	3.766.335,12	323.918.770,48
31/07/18	55	2.158.283,89	1.650.654,56	3.808.938,45	321.760.486,59
31/08/18	56	2.158.283,89	1.639.656,18	3.797.940,07	319.602.202,70
30/09/18	57	2.158.283,89	1.576.120,45	3.734.404,35	317.443.918,80
31/10/18	58	2.158.283,89	1.617.659,42	3.775.943,32	315.285.634,91
30/11/18	59	2.158.283,89	1.554.833,27	3.713.117,16	313.127.351,01
31/12/18	60	2.158.283,89	1.595.662,67	3.753.946,56	310.969.067,12
		25.899.406,72	19.496.504,28	45.395.911,00	
31/01/19	61	2.158.283,89	1.584.664,29	3.742.948,18	308.810.783,23
28/02/19	62	2.158.283,89	1.421.375,66	3.579.659,55	306.652.499,33
31/03/19	63	2.158.283,89	1.562.667,53	3.720.951,42	304.494.215,44
30/04/19	64	2.158.283,89	1.501.615,31	3.659.899,20	302.335.931,55
31/05/19	65	2.158.283,89	1.540.670,77	3.698.954,67	300.177.647,65
30/06/19	66	2.158.283,89	1.480.328,13	3.638.612,02	298.019.363,76
31/07/19	67	2.158.283,89	1.518.674,02	3.676.957,91	295.861.079,87
31/08/19	68	2.158.283,89	1.507.675,64	3.665.959,53	293.702.795,97
30/09/19	69	2.158.283,89	1.448.397,35	3.606.681,24	291.544.512,08
31/10/19	70	2.158.283,89	1.485.678,88	3.643.962,78	289.386.228,18
30/11/19	71	2.158.283,89	1.427.110,17	3.585.394,06	287.227.944,29
31/12/19	72	2.158.283,89	1.463.682,13	3.621.966,02	285.069.660,40
		25.899.406,72	17.942.539,87	43.841.946,59	
31/01/20	73	2.158.283,89	1.452.683,75	3.610.967,64	282.911.376,50
28/02/20	74	2.158.283,89	1.302.167,43	3.460.451,33	280.753.092,61
31/03/20	75	2.158.283,89	1.476.838,19	3.635.122,08	278.594.808,72
30/04/20	76	2.158.283,89	1.373.892,21	3.532.176,10	276.436.524,82
31/05/20	77	2.158.283,89	1.408.690,24	3.566.974,13	274.278.240,93
30/06/20	78	2.158.283,89	1.352.605,02	3.510.888,92	272.119.957,04
31/07/20	79	2.158.283,89	1.386.693,48	3.544.977,37	269.961.673,14
31/08/20	80	2.158.283,89	1.375.695,10	3.533.979,00	267.803.389,25
30/09/20	81	2.158.283,89	1.320.674,25	3.478.958,14	265.645.105,35
31/10/20	82	2.158.283,89	1.353.698,35	3.511.982,24	263.486.821,46
30/11/20	83	2.158.283,89	1.299.387,06	3.457.670,96	261.328.537,57
31/12/20	84	2.158.283,89	1.331.701,59	3.489.985,48	259.170.253,67
		25.899.406,72	16.434.726,66	42.334.133,38	
31/01/21	85	2.158.283,89	1.320.703,21	3.478.987,10	257.011.969,78
28/02/21	86	2.158.283,89	1.182.959,20	3.341.243,10	254.853.685,89
31/03/21	87	2.158.283,89	1.298.706,45	3.456.990,35	252.695.401,99
30/04/21	88	2.158.283,89	1.246.169,11	3.404.453,00	250.537.118,10
31/05/21	89	2.158.283,89	1.276.709,70	3.434.993,59	248.378.834,21
30/06/21	90	2.158.283,89	1.224.881,92	3.383.165,82	246.220.550,31
31/07/21	91	2.158.283,89	1.254.712,94	3.412.996,83	244.062.266,42
31/08/21	92	2.158.283,89	1.243.714,56	3.401.998,46	241.903.982,52
30/09/21	93	2.158.283,89	1.192.951,15	3.351.235,04	239.745.698,63
31/10/21	94	2.158.283,89	1.221.717,81	3.380.001,70	237.587.414,74
30/11/21	95	2.158.283,89	1.171.663,96	3.329.947,86	235.429.130,84
31/12/21	96	2.158.283,89	1.199.721,05	3.358.004,94	233.270.846,95
		25.899.406,72	14.834.611,06	40.734.017,79	
31/01/22	97	2.158.283,89	1.188.722,67	3.347.006,57	231.112.563,06
28/02/22	98	2.158.283,89	1.063.750,98	3.222.034,87	228.954.279,16
31/03/22	99	2.158.283,89	1.166.725,92	3.325.009,81	226.795.995,27
30/04/22	100	2.158.283,89	1.118.446,00	3.276.729,90	224.637.711,38
31/05/22	101	2.158.283,89	1.144.729,16	3.303.013,05	222.479.427,48
30/06/22	102	2.158.283,89	1.097.158,82	3.255.442,71	220.321.143,59
31/07/22	103	2.158.283,89	1.122.732,40	3.281.016,30	218.162.859,70
31/08/22	104	2.158.283,89	1.111.734,02	3.270.017,92	216.004.575,80
30/09/22	105	2.158.283,89	1.065.228,05	3.223.511,94	213.846.291,91
31/10/22	106	2.158.283,89	1.089.737,27	3.248.021,16	211.688.008,01
30/11/22	107	2.158.283,89	1.043.940,86	3.202.224,76	209.529.724,12
31/12/22	108	2.158.283,89	1.067.740,51	3.226.024,41	207.371.440,23
		25.899.406,72	13.280.646,66	39.180.053,38	
31/01/23	109	2.158.283,89	1.056.742,13	3.215.026,03	205.213.156,33
28/02/23	110	2.158.283,89	944.542,75	3.102.826,64	203.054.872,44
31/03/23	111	2.158.283,89	1.034.745,38	3.193.029,27	200.896.588,55
30/04/23	112	2.158.283,89	990.722,90	3.149.006,80	198.738.304,65
31/05/23	113	2.158.283,89	1.012.748,62	3.171.032,51	196.580.020,75



C.P.N. Ernesto F. P...
 CONTADOR...
 SECRETARIA GENERAL...
 (Signature)



Período		AMORTIZ. CAPITAL MENSUAL	INTERES MENSUAL	TOTAL CUOTA MENSUAL	SALDO CAPITAL A FIN MES
30/06/23	114	2.158.283,89	969.435,72	3.127.719,61	194.421.736,87
31/07/23	115	2.158.283,89	990.751,86	3.149.035,76	192.263.452,97
31/08/23	116	2.158.283,89	979.753,49	3.138.037,38	190.105.169,08
30/09/23	117	2.158.283,89	937.504,94	3.095.788,84	187.946.885,18
31/10/23	118	2.158.283,89	957.756,73	3.116.040,62	185.788.601,29
30/11/23	119	2.158.283,89	916.217,76	3.074.501,65	183.630.317,40
31/12/23	120	2.158.283,89	935.759,97	3.094.043,87	181.472.033,50
		25.899.406,72	11.726.682,26	37.626.088,98	
31/01/24	121	2.158.283,89	924.761,60	3.083.045,49	179.313.749,61
29/02/24	122	2.158.283,89	854.810,75	3.013.094,65	177.155.465,72
31/03/24	123	2.158.283,89	902.764,84	3.061.048,73	174.997.181,82
30/04/24	124	2.158.283,89	862.999,80	3.021.283,69	172.838.897,93
31/05/24	125	2.158.283,89	880.768,08	3.039.051,98	170.680.614,04
30/06/24	126	2.158.283,89	841.712,62	2.999.996,51	168.522.330,14
31/07/24	127	2.158.283,89	858.771,33	3.017.055,22	166.364.046,25
31/08/24	128	2.158.283,89	847.772,95	3.006.056,84	164.205.762,35
30/09/24	129	2.158.283,89	809.781,84	2.968.065,74	162.047.478,46
31/10/24	130	2.158.283,89	825.776,19	2.984.060,09	159.889.194,57
30/11/24	131	2.158.283,89	788.494,66	2.946.778,55	157.730.910,67
31/12/24	132	2.158.283,89	803.779,44	2.962.063,33	155.572.626,78
		25.899.406,72	10.202.194,09	36.101.600,81	
31/01/25	133	2.158.283,89	792.781,06	2.951.064,95	153.414.342,89
28/02/25	134	2.158.283,89	706.126,29	2.864.410,18	151.256.058,99
31/03/25	135	2.158.283,89	770.784,30	2.929.068,19	149.097.775,10
30/04/25	136	2.158.283,89	735.276,70	2.893.560,59	146.939.491,21
31/05/25	137	2.158.283,89	748.787,54	2.907.071,44	144.781.207,31
30/06/25	138	2.158.283,89	713.989,52	2.872.273,41	142.622.923,42
31/07/25	139	2.158.283,89	726.790,79	2.885.074,68	140.464.639,53
31/08/25	140	2.158.283,89	715.792,41	2.874.076,30	138.306.355,63
30/09/25	141	2.158.283,89	682.058,74	2.840.342,63	136.148.071,74
31/10/25	142	2.158.283,89	693.795,65	2.852.079,55	133.989.787,84
30/11/25	143	2.158.283,89	660.771,56	2.819.055,45	131.831.503,95
31/12/25	144	2.158.283,89	671.798,90	2.830.082,79	129.673.220,06
		25.899.406,72	8.618.753,45	34.518.160,17	
31/01/26	145	2.158.283,89	660.800,52	2.819.084,41	127.514.936,16
28/02/26	146	2.158.283,89	586.918,06	2.745.201,96	125.356.652,27
31/03/26	147	2.158.283,89	638.803,76	2.797.087,66	123.198.368,38
30/04/26	148	2.158.283,89	607.553,60	2.765.837,49	121.040.084,48
31/05/26	149	2.158.283,89	616.807,01	2.775.090,90	118.881.800,59
30/06/26	150	2.158.283,89	586.266,41	2.744.550,31	116.723.516,70
31/07/26	151	2.158.283,89	594.810,25	2.753.094,14	114.565.232,80
31/08/26	152	2.158.283,89	583.811,87	2.742.095,76	112.406.948,91
30/09/26	153	2.158.283,89	554.335,64	2.712.619,53	110.248.665,01
31/10/26	154	2.158.283,89	561.815,11	2.720.099,01	108.090.381,12
30/11/26	155	2.158.283,89	533.048,45	2.691.332,35	105.932.097,23
31/12/26	156	2.158.283,89	539.818,36	2.698.102,25	103.773.813,33
		25.899.406,72	7.064.789,05	32.964.195,77	
31/01/27	157	2.158.283,89	528.819,98	2.687.103,87	101.615.529,44
28/02/27	158	2.158.283,89	467.709,83	2.625.993,73	99.457.245,55
31/03/27	159	2.158.283,89	506.823,22	2.665.107,12	97.298.961,65
30/04/27	160	2.158.283,89	479.830,50	2.638.114,39	95.140.677,76
31/05/27	161	2.158.283,89	484.826,47	2.643.110,36	92.982.393,87
30/06/27	162	2.158.283,89	458.543,31	2.616.827,21	90.824.109,97
31/07/27	163	2.158.283,89	462.829,71	2.621.113,60	88.665.826,08
31/08/27	164	2.158.283,89	451.831,33	2.610.115,23	86.507.542,18
30/09/27	165	2.158.283,89	426.612,54	2.584.896,43	84.349.258,29
31/10/27	166	2.158.283,89	429.834,58	2.588.118,47	82.190.974,40
30/11/27	167	2.158.283,89	405.325,35	2.563.609,25	80.032.690,50
31/12/27	168	2.158.283,89	407.837,82	2.566.121,71	77.874.406,61
		25.899.406,72	5.510.824,64	31.410.231,37	
31/01/28	169	2.158.283,89	396.839,44	2.555.123,34	75.716.122,72
29/02/28	170	2.158.283,89	360.948,09	2.519.231,99	73.557.838,82
31/03/28	171	2.158.283,89	374.842,69	2.533.126,58	71.399.554,93
30/04/28	172	2.158.283,89	352.107,39	2.510.391,29	69.241.271,04
31/05/28	173	2.158.283,89	352.845,93	2.511.129,82	67.082.987,15

C.P.N. Ernesto F. ...
CONTADOR ...
67.082.987,15



Período		AMORTIZ. CAPITAL MENSUAL	INTERES MENSUAL	TOTAL CUOTA MENSUAL	SALDO CAPITAL A FIN MES
30/06/28	174	2.158.283,89	330.820,21	2.489.104,10	64.924.703,25
31/07/28	175	2.158.283,89	330.849,17	2.489.133,07	62.766.419,36
31/08/28	176	2.158.283,89	319.850,79	2.478.134,69	60.608.135,46
30/09/28	177	2.158.283,89	298.889,44	2.457.173,33	58.449.851,57
31/10/28	178	2.158.283,89	297.854,04	2.456.137,93	56.291.567,67
30/11/28	179	2.158.283,89	277.602,25	2.435.886,15	54.133.283,78
31/12/28	180	2.158.283,89	275.857,28	2.434.141,18	51.974.999,89
		25.899.406,72	3.969.306,73	29.868.713,45	
31/01/29	181	2.158.283,89	264.858,90	2.423.142,80	49.816.715,99
28/02/29	182	2.158.283,89	229.293,38	2.387.577,27	47.658.432,10
31/03/29	183	2.158.283,89	242.862,15	2.401.146,04	45.500.148,21
30/04/29	184	2.158.283,89	224.384,29	2.382.668,19	43.341.864,31
31/05/29	185	2.158.283,89	220.865,39	2.379.149,28	41.183.580,42
30/06/29	186	2.158.283,89	203.097,11	2.361.381,00	39.025.296,53
31/07/29	187	2.158.283,89	198.868,63	2.357.152,53	36.867.012,63
31/08/29	188	2.158.283,89	187.870,26	2.346.154,15	34.708.728,74
30/09/29	189	2.158.283,89	171.166,33	2.329.450,23	32.550.444,84
31/10/29	190	2.158.283,89	165.873,50	2.324.157,39	30.392.160,95
30/11/29	191	2.158.283,89	149.879,15	2.308.163,04	28.233.877,06
31/12/29	192	2.158.283,89	143.876,74	2.302.160,64	26.075.593,16
		25.899.406,72	2.402.895,84	28.302.302,56	
31/01/30	193	2.158.283,89	132.878,37	2.291.162,26	23.917.309,27
28/02/30	194	2.158.283,89	110.085,15	2.268.369,04	21.759.025,38
31/03/30	195	2.158.283,89	110.881,61	2.269.165,50	19.600.741,48
30/04/30	196	2.158.283,89	96.661,19	2.254.945,08	17.442.457,59
31/05/30	197	2.158.283,89	88.884,85	2.247.168,75	15.284.173,70
30/06/30	198	2.158.283,89	75.374,01	2.233.657,90	13.125.889,80
31/07/30	199	2.158.283,89	66.888,10	2.225.171,99	10.967.605,91
31/08/30	200	2.158.283,89	55.889,72	2.214.173,61	8.809.322,01
30/09/30	201	2.158.283,89	43.443,23	2.201.727,13	6.651.038,12
31/10/30	202	2.158.283,89	33.892,96	2.192.176,85	4.492.754,23
30/11/30	203	2.158.283,89	22.156,05	2.180.439,94	2.334.470,33
31/12/30	204	2.334.470,33	11.896,20	2.346.366,54	0,00
		26.075.593,16	848.931,43	26.924.524,60	


 C.P.N. Ernesto E. Buarin
 CONTADOR EN PA
 CONTADURIA GENERAL DE LA PROVINCIA



Refinanciación -Programa Federal de Desendeudamiento -Convenio 14991

204 CUOTAS MENSUALES: 203 cuotas de 4,39%

Ultima cuota de 3,47%

1º CUOTA ENERO 2014

Convenio 14991 de fecha 31/12/10

40.000.000,00

Periodo	Tasa Anual	0,06		TOTAL CUOTA MENSUAL	SALDO CAPITAL A FIN MES
		AMORTIZ. CAPITAL MENSUAL	INTERES MENSUAL		
31/12/10					40.000.000,00
31/12/13					47.206.575,34
31/01/14	1	231.312,22	240.559,53	471.871,75	46.975.263,12
28/02/14	2	231.312,22	216.214,91	447.527,13	46.743.950,90
31/03/14	3	231.312,22	238.202,05	469.514,27	46.512.638,68
30/04/14	4	231.312,22	229.377,40	460.689,62	46.281.326,47
31/05/14	5	231.312,22	235.844,57	467.156,79	46.050.014,25
30/06/14	6	231.312,22	227.095,96	458.408,18	45.818.702,03
31/07/14	7	231.312,22	233.487,08	464.799,30	45.587.389,81
31/08/14	8	231.312,22	232.308,34	463.620,56	45.356.077,59
30/09/14	9	231.312,22	223.673,81	454.986,03	45.124.765,37
31/10/14	10	231.312,22	229.950,86	461.263,08	44.893.453,15
30/11/14	11	231.312,22	221.392,37	452.704,59	44.662.140,93
31/12/14	12	231.312,22	227.593,38	458.905,59	44.430.828,71
		2.775.746,63	2.755.700,26	5.531.446,89	
31/01/15	13	231.312,22	226.414,63	457.726,85	44.199.516,49
28/02/15	14	231.312,22	203.438,87	434.751,09	43.968.204,27
31/03/15	15	231.312,22	224.057,15	455.369,37	43.736.892,05
30/04/15	16	231.312,22	215.688,78	447.091,00	43.505.579,84
31/05/15	17	231.312,22	221.699,67	453.011,89	43.274.267,62
30/06/15	18	231.312,22	213.407,35	444.719,57	43.042.955,40
31/07/15	19	231.312,22	219.342,18	450.654,40	42.811.643,18
31/08/15	20	231.312,22	218.163,44	449.475,66	42.580.330,96
30/09/15	21	231.312,22	209.985,19	441.397,41	42.349.018,74
31/10/15	22	231.312,22	215.805,96	447.118,18	42.117.706,52
30/11/15	23	231.312,22	207.703,76	439.015,98	41.886.394,30
31/12/15	24	231.312,22	213.448,48	444.760,69	41.655.082,08
		2.775.746,63	2.589.155,46	5.364.902,09	
31/01/16	25	231.312,22	212.269,73	443.581,95	41.423.769,86
29/02/16	26	231.312,22	197.472,22	428.784,44	41.192.457,64
31/03/16	27	231.312,22	209.912,25	441.224,47	40.961.145,42
30/04/16	28	231.312,22	202.000,17	433.312,39	40.729.833,21
31/05/16	29	231.312,22	207.554,77	438.866,99	40.498.520,99
30/06/16	30	231.312,22	199.718,73	431.030,95	40.267.208,77
31/07/16	31	231.312,22	205.197,28	436.509,50	40.035.896,55
30/08/16	32	231.312,22	204.018,54	435.330,76	39.804.584,33
30/09/16	33	231.312,22	196.296,58	427.608,80	39.573.272,11
31/10/16	34	231.312,22	201.661,06	432.973,28	39.341.959,89
30/11/16	35	231.312,22	194.015,14	425.327,36	39.110.647,67

C.P.N. Ernesto L. Roca
 CONTADOR EN C
 CONTADURIA CENTRAL DE TIERRA DEL FUEGO



Provincia de Tierra del Fuego

31/12/16	36	231.312,22 2.775.746,63	199.303,57 2.429.420,05	430.615,79 5.205.166,68	38.879.335,45
31/01/17	37	231.312,22	198.124,83	429.437,05	38.648.023,23
28/02/17	38	231.312,22	177.886,79	409.199,01	38.416.711,01
31/03/17	39	231.312,22	195.767,35	427.079,57	38.185.398,79
30/04/17	40	231.312,22	188.311,56	419.623,77	37.954.086,58
31/05/17	41	231.312,22	193.409,87	424.722,09	37.722.774,36
30/06/17	42	231.312,22	186.030,12	417.342,34	37.491.462,14
31/07/17	43	231.312,22	191.052,38	422.364,60	37.260.149,92
31/08/17	44	231.312,22	189.873,64	421.185,86	37.028.837,70
30/09/17	45	231.312,22	182.607,97	413.920,19	36.797.525,48
31/10/17	46	231.312,22	187.516,16	418.828,38	36.566.213,26
30/11/17	47	231.312,22	180.326,53	411.638,75	36.334.901,04
31/12/17	48	231.312,22 2.775.746,63	185.158,67 2.256.065,87	416.470,89 5.031.812,50	36.103.588,82
31/01/18	49	231.312,22	183.979,93	415.292,15	35.872.276,60
28/02/18	50	231.312,22	165.110,75	396.422,97	35.640.964,38
31/03/18	51	231.312,22	181.622,45	412.934,67	35.409.652,16
30/04/18	52	231.312,22	174.622,94	405.935,16	35.178.339,95
31/05/18	53	231.312,22	179.264,97	410.577,18	34.947.027,73
30/06/18	54	231.312,22	172.341,51	403.653,73	34.715.715,51
31/07/18	55	231.312,22	176.907,48	408.219,70	34.484.403,29
31/08/18	56	231.312,22	175.728,74	407.040,96	34.253.091,07
30/09/18	57	231.312,22	168.919,35	400.231,57	34.021.778,85
31/10/18	58	231.312,22	173.371,26	404.683,48	33.790.466,63
30/11/18	59	231.312,22	166.637,92	397.950,14	33.559.154,41
31/12/18	60	231.312,22 2.775.746,63	171.013,77 2.089.521,07	402.325,99 4.865.267,70	33.327.842,19
31/01/19	61	231.312,22	169.835,03	401.147,25	33.096.529,97
28/02/19	62	231.312,22	152.334,71	383.646,93	32.865.217,75
31/03/19	63	231.312,22	167.477,55	398.789,77	32.633.905,53
30/04/19	64	231.312,22	160.934,33	392.246,55	32.402.593,32
31/05/19	65	231.312,22	165.120,06	396.432,28	32.171.281,10
30/06/19	66	231.312,22	158.652,89	389.965,11	31.939.968,88
31/07/19	67	231.312,22	162.762,58	394.074,80	31.708.656,66
31/08/19	68	231.312,22	161.583,84	392.896,06	31.477.344,44
30/09/19	69	231.312,22	155.230,74	386.542,96	31.246.032,22
31/10/19	70	231.312,22	159.226,36	390.538,58	31.014.720,00
30/11/19	71	231.312,22	152.949,30	384.261,52	30.783.407,78
31/12/19	72	231.312,22 2.775.746,63	156.868,87 1.922.976,27	388.181,09 4.698.722,90	30.552.095,56
31/01/20	73	231.312,22	155.690,13	387.002,35	30.320.783,34
28/02/20	74	231.312,22	139.558,67	370.870,89	30.089.471,12
31/03/20	75	231.312,22	158.278,86	389.591,08	29.858.158,90
30/04/20	76	231.312,22	147.245,72	378.557,93	29.626.846,68
31/05/20	77	231.312,22	150.975,16	382.287,38	29.395.534,47
30/06/20	78	231.312,22	144.964,28	376.276,50	29.164.222,25
31/07/20	79	231.312,22	148.617,68	379.929,90	28.932.910,03
31/08/20	80	231.312,22	147.438,94	378.751,16	28.701.597,81
30/09/20	81	231.312,22	141.542,13	372.854,35	28.470.285,59

~~C.P.N. E. 1001/19
CONTADOR GENERAL DE LA REPUBLICA~~



Provincia de Tierra del Fuego

31/10/20	82	231.312,22	145.081,46	376.393,67	28.238.973,37
30/11/20	83	231.312,22	139.260,69	370.572,91	28.007.661,15
31/12/20	84	231.312,22	142.723,97	374.036,19	27.776.348,93
		2.775.746,63	1.761.377,69	4.537.124,32	
31/01/21	85	231.312,22	141.545,23	372.857,45	27.545.036,71
28/02/21	86	231.312,22	126.782,63	358.094,85	27.313.724,49
31/03/21	87	231.312,22	139.187,75	370.499,97	27.082.412,27
30/04/21	88	231.312,22	133.557,10	364.869,32	26.851.100,05
31/05/21	89	231.312,22	136.830,26	368.142,48	26.619.787,84
30/06/21	90	231.312,22	131.275,67	362.587,89	26.388.475,62
31/07/21	91	231.312,22	134.472,78	365.785,00	26.157.163,40
31/08/21	92	231.312,22	133.294,04	364.606,26	25.925.851,18
30/09/21	93	231.312,22	127.853,51	359.165,73	25.694.538,96
31/10/21	94	231.312,22	130.936,55	362.248,77	25.463.226,74
30/11/21	95	231.312,22	125.572,08	356.884,30	25.231.914,52
31/12/21	96	231.312,22	128.579,07	359.891,29	25.000.602,30
		2.775.746,63	1.589.886,68	4.365.633,31	
31/01/22	97	231.312,22	127.400,33	358.712,55	24.769.290,08
28/02/22	98	231.312,22	114.006,60	345.318,81	24.537.977,86
31/03/22	99	231.312,22	125.042,85	356.355,07	24.306.665,64
30/04/22	100	231.312,22	119.868,49	351.180,71	24.075.353,42
31/05/22	101	231.312,22	122.685,36	353.997,58	23.844.041,21
30/06/22	102	231.312,22	117.587,05	348.899,27	23.612.728,99
31/07/22	103	231.312,22	120.327,88	351.640,10	23.381.416,77
31/08/22	104	231.312,22	119.149,14	350.461,36	23.150.104,55
30/09/22	105	231.312,22	114.164,90	345.477,12	22.918.792,33
31/10/22	106	231.312,22	116.791,65	348.103,87	22.687.480,11
30/11/22	107	231.312,22	111.883,46	343.195,68	22.456.167,89
31/12/22	108	231.312,22	114.434,17	345.746,39	22.224.855,67
		2.775.746,63	1.423.341,88	4.199.038,51	
31/01/23	109	231.312,22	113.255,43	344.567,65	21.993.543,45
28/02/23	110	231.312,22	101.230,56	332.542,78	21.762.231,23
31/03/23	111	231.312,22	110.897,95	342.210,16	21.530.919,01
30/04/23	112	231.312,22	106.179,87	337.492,09	21.299.606,79
31/05/23	113	231.312,22	108.540,46	339.852,68	21.068.294,58
30/06/23	114	231.312,22	103.898,44	335.210,66	20.836.982,36
31/07/23	115	231.312,22	106.182,98	337.495,20	20.605.670,14
31/08/23	116	231.312,22	105.004,24	336.516,46	20.374.357,92
30/09/23	117	231.312,22	100.476,29	331.783,50	20.143.045,70
31/10/23	118	231.312,22	102.646,75	333.958,97	19.911.733,48
30/11/23	119	231.312,22	98.194,85	329.507,07	19.680.421,26
31/12/23	120	231.312,22	100.289,27	331.601,49	19.449.109,04
		2.775.746,63	1.256.797,08	4.032.543,71	
31/01/24	121	231.312,22	99.110,53	330.422,75	19.217.796,82
29/02/24	122	231.312,22	91.613,61	322.925,85	18.986.484,60
31/03/24	123	231.312,22	96.753,04	328.065,26	18.755.172,38
30/04/24	124	231.312,22	92.491,26	323.803,48	18.523.860,16
31/05/24	125	231.312,22	94.395,56	325.707,78	18.292.547,95
30/06/24	126	231.312,22	90.209,83	321.522,04	18.061.235,73

~~C.P.N. Ernesto P. ...
CONTADOR GENERAL ...~~

Provincia de Tierra del Fuego



31/07/24	127	231.312,22	92.038,08	323.359,30	17.829.923,51
31/08/24	128	231.312,22	90.859,34	322.171,56	17.598.611,29
30/09/24	129	231.312,22	86.787,67	318.099,89	17.367.299,07
31/10/24	130	231.312,22	88.501,85	319.814,07	17.135.986,85
30/11/24	131	231.312,22	84.506,24	315.818,46	16.904.674,63
31/12/24	132	231.312,22	86.144,37	317.456,59	16.673.362,41
		2.775.746,63	1.093.411,37	3.869.158,00	
31/01/25	133	231.312,22	84.965,63	316.277,85	16.442.050,19
28/02/25	134	231.312,22	75.678,48	306.990,70	16.210.737,97
31/03/25	135	231.312,22	82.608,14	313.920,36	15.979.425,75
30/04/25	136	231.312,22	78.802,65	310.114,87	15.748.113,53
31/05/25	137	231.312,22	80.250,66	311.562,88	15.516.801,32
30/06/25	138	231.312,22	76.521,21	307.835,43	15.285.489,10
31/07/25	139	231.312,22	77.893,18	309.207,40	15.054.176,88
31/08/25	140	231.312,22	76.714,44	308.626,65	14.822.864,66
30/09/25	141	231.312,22	73.099,06	304.411,28	14.591.552,44
31/10/25	142	231.312,22	74.356,95	305.669,17	14.360.240,22
30/11/25	143	231.312,22	70.817,62	302.129,84	14.128.928,00
31/12/25	144	231.312,22	71.999,47	303.311,69	13.897.615,78
		2.775.746,63	923.707,49	3.699.434,12	
31/01/26	145	231.312,22	70.820,73	302.132,95	13.666.303,56
28/02/26	146	231.312,22	62.902,44	294.214,66	13.434.991,34
31/03/26	147	231.312,22	68.463,24	299.775,46	13.203.679,12
30/04/26	148	231.312,22	65.114,03	296.426,25	12.972.366,90
31/05/26	149	231.312,22	66.105,76	297.417,98	12.741.054,68
30/06/26	150	231.312,22	62.832,60	294.144,82	12.509.742,47
31/07/26	151	231.312,22	63.748,28	295.060,50	12.278.430,25
31/08/26	152	231.312,22	62.569,53	293.881,75	12.047.118,03
30/09/26	153	231.312,22	59.410,45	290.722,66	11.815.805,81
31/10/26	154	231.312,22	60.212,05	291.524,27	11.584.493,59
30/11/26	155	231.312,22	57.129,01	288.441,23	11.353.181,37
31/12/26	156	231.312,22	57.854,57	289.166,79	11.121.869,15
		2.775.746,63	757.162,69	3.532.909,32	
31/01/27	157	231.312,22	56.675,83	287.988,05	10.890.556,93
28/02/27	158	231.312,22	50.126,40	281.418,62	10.659.244,71
31/03/27	159	231.312,22	54.318,34	285.659,56	10.427.932,49
30/04/27	160	231.312,22	51.425,42	282.737,64	10.196.620,27
31/05/27	161	231.312,22	51.960,86	283.273,08	9.965.308,05
30/06/27	162	231.312,22	49.143,98	280.456,20	9.733.995,84
31/07/27	163	231.312,22	49.603,38	280.915,60	9.502.683,62
30/08/27	164	231.312,22	48.424,63	279.736,85	9.271.371,40
30/09/27	165	231.312,22	45.721,83	277.034,05	9.040.059,18
31/10/27	166	231.312,22	46.067,15	277.379,37	8.808.746,96
30/11/27	167	231.312,22	43.440,40	274.752,62	8.577.434,74
31/12/27	168	231.312,22	43.709,67	275.021,89	8.346.122,52
		2.775.746,63	590.617,89	3.366.364,52	

C.P.N. Ernesto
CONTABILIDAD GENERAL

Provincia de Tierra del Fuego



31/01/28	169	231.312,22	42.530,93	273.843,14	3.114.810,30
29/02/28	170	231.312,22	38.684,30	269.996,52	7.883.498,08
31/03/28	171	231.312,22	40.173,44	271.485,66	7.652.185,86
30/04/28	172	231.312,22	37.736,81	269.049,03	7.420.873,64
31/05/28	173	231.312,22	37.815,96	269.128,18	7.189.561,42
30/06/28	174	231.312,22	35.455,37	266.767,59	6.958.249,21
31/07/28	175	231.312,22	35.458,48	266.770,69	6.726.936,99
31/08/28	176	231.312,22	34.279,73	265.991,95	6.495.624,77
30/09/28	177	231.312,22	32.033,22	263.545,44	6.264.312,55
31/10/28	178	231.312,22	31.922,25	263.234,47	6.033.000,33
30/11/28	179	231.312,22	29.751,78	261.064,00	5.801.688,11
31/12/28	180	231.312,22	29.564,77	260.876,99	5.570.375,89
		2.775.746,63	425.407,03	3.201.113,66	
31/01/29	181	231.312,22	28.386,03	259.698,24	5.339.053,67
28/02/29	182	231.312,22	24.574,32	255.886,54	5.107.741,45
31/03/29	183	231.312,22	26.028,54	257.340,76	4.876.430,23
30/04/29	184	231.312,22	24.048,19	255.360,41	4.645.127,01
31/05/29	185	231.312,22	23.671,06	254.983,28	4.413.814,79
30/06/29	186	231.312,22	21.766,76	253.078,98	4.182.502,58
31/07/29	187	231.312,22	21.313,57	252.625,79	3.951.190,36
31/08/29	188	231.312,22	20.134,83	251.447,05	3.719.878,14
30/09/29	189	231.312,22	18.344,60	249.606,82	3.488.565,92
31/10/29	190	231.312,22	17.777,35	249.089,57	3.257.253,70
30/11/29	191	231.312,22	16.063,17	247.575,39	3.025.941,48
31/12/29	192	231.312,22	15.419,87	246.732,09	2.794.629,26
		2.775.746,63	257.528,29	3.033.214,92	
31/01/30	193	231.312,22	14.241,12	245.553,34	2.563.317,04
28/02/30	194	231.312,22	11.798,28	243.110,50	2.331.604,82
31/03/30	195	231.312,22	11.883,64	243.195,86	2.100.692,60
30/04/30	196	231.312,22	10.359,58	241.671,80	1.869.280,38
31/05/30	197	231.312,22	9.526,16	240.838,38	1.638.068,16
30/06/30	198	231.312,22	8.078,14	239.390,36	1.406.755,95
31/07/30	199	231.312,22	7.168,67	238.480,89	1.175.443,73
31/08/30	200	231.312,22	5.989,93	237.302,15	944.131,51
30/09/30	201	231.312,22	4.655,99	235.968,21	712.819,29
31/10/30	202	231.312,22	3.632,45	234.944,67	481.507,07
30/11/30	203	231.312,22	2.374,56	233.686,77	250.194,85
31/12/30	204	250.194,85	1.274,97	231.469,81	0,00
		2.794.629,26	90.983,50	2.885.612,76	

C.P.N. Ernesto E. Bianchi
 CONTADOR GENERAL
 CONTADURIA GENERAL DE TIERRA DEL FUEGO



REFINANCIACION -Programa Federal de Desendeudamiento

204 CUOTAS MENSUALES: 203 cuotas de 4,9%
Última cuota de 5,3%

1° CUOTA ENERO 2014

Saldo al 31/05/2010 s/FFDP 323.622.957,95

Este saldo es neto de la aplicación del fondo ATN y del los pagos efectuados desde 01/06/10 al 30/09/10

Tasa Anual 0,06

Período		AMORTIZ. CAPITAL MENSUAL	INTERES MENSUAL	TOTAL CUOTA MENSUAL	SALDO CAPITAL A FIN MES
01/06/10					323.622.957,95
31/12/13					393.259.525,39
31/01/14	1	1.926.971,67	2.004.007,44	3.930.979,12	391.332.553,72
28/02/14	2	1.926.971,67	1.801.201,89	3.728.173,57	389.405.582,05
31/03/14	3	1.926.971,67	1.984.368,17	3.911.339,85	387.478.610,37
30/04/14	4	1.926.971,67	1.910.853,42	3.837.825,10	385.551.638,70
31/05/14	5	1.926.971,67	1.964.728,90	3.891.700,57	383.624.667,02
30/06/14	6	1.926.971,67	1.891.847,67	3.818.819,35	381.697.695,35
31/07/14	7	1.926.971,67	1.945.089,63	3.872.061,30	379.770.723,67
31/08/14	8	1.926.971,67	1.935.269,99	3.862.241,66	377.843.752,00
30/09/14	9	1.926.971,67	1.863.339,05	3.790.310,73	375.916.780,32
31/10/14	10	1.926.971,67	1.915.630,72	3.842.602,39	373.989.808,65
30/11/14	11	1.926.971,67	1.844.333,30	3.771.304,98	372.062.836,98
31/12/14	12	1.926.971,67	1.895.991,44	3.822.963,12	370.135.865,30
		23.123.660,09	22.956.661,63	46.080.321,72	
31/01/15	13	1.926.971,67	1.886.171,81	3.813.143,48	368.208.893,63
28/02/15	14	1.926.971,67	1.694.769,70	3.621.741,38	366.281.921,95
31/03/15	15	1.926.971,67	1.866.532,53	3.793.504,21	364.354.950,28
30/04/15	16	1.926.971,67	1.796.818,93	3.723.790,61	362.427.978,60
31/05/15	17	1.926.971,67	1.846.893,26	3.773.864,94	360.501.006,93
30/06/15	18	1.926.971,67	1.777.813,18	3.704.784,86	358.574.035,26
31/07/15	19	1.926.971,67	1.827.253,99	3.754.225,66	356.647.063,58
30/08/15	20	1.926.971,67	1.817.434,35	3.744.406,03	354.720.091,91
31/09/15	21	1.926.971,67	1.749.304,56	3.676.276,24	352.793.120,23
31/10/15	22	1.926.971,67	1.797.795,08	3.724.766,75	350.866.148,56
30/11/15	23	1.926.971,67	1.730.298,81	3.657.270,49	348.939.176,88
31/12/15	24	1.926.971,67	1.778.155,81	3.705.127,48	347.012.205,21
		23.123.660,09	21.569.242,02	44.692.902,12	
31/01/16	25	1.926.971,67	1.768.336,17	3.695.307,84	345.085.233,53
29/02/16	26	1.926.971,67	1.645.063,85	3.572.035,53	343.158.261,86
31/03/16	27	1.926.971,67	1.748.696,90	3.675.668,57	341.231.290,19
30/04/16	28	1.926.971,67	1.682.784,44	3.609.756,12	339.304.318,51
31/05/16	29	1.926.971,67	1.729.057,62	3.656.029,30	337.377.346,84
30/06/16	30	1.926.971,67	1.663.778,70	3.590.750,37	335.450.375,16
31/07/16	31	1.926.971,67	1.709.418,35	3.636.390,02	333.523.403,49
31/08/16	32	1.926.971,67	1.699.598,71	3.626.570,39	331.596.431,81
30/09/16	33	1.926.971,67	1.635.270,07	3.562.241,75	329.669.460,14
31/10/16	34	1.926.971,67	1.679.959,44	3.606.931,12	327.742.488,46
30/11/16	35	1.926.971,67	1.616.264,33	3.543.236,00	325.815.516,79
31/12/16	36	1.926.971,67	1.660.320,17	3.587.291,84	323.888.545,12
		23.123.660,09	20.238.548,76	43.362.208,85	
31/01/17	37	1.926.971,67	1.650.500,53	3.577.472,21	321.961.573,44
28/02/17	38	1.926.971,67	1.481.905,32	3.408.877,00	320.034.601,77
31/03/17	39	1.926.971,67	1.630.861,26	3.557.832,93	318.107.630,09
30/04/17	40	1.926.971,67	1.568.749,96	3.495.721,63	316.180.658,42
31/05/17	41	1.926.971,67	1.611.221,99	3.538.193,66	314.253.686,74
30/06/17	42	1.926.971,67	1.549.744,21	3.476.715,88	312.326.715,07
31/07/17	43	1.926.971,67	1.591.582,71	3.518.554,39	310.399.743,39
31/08/17	44	1.926.971,67	1.581.763,08	3.508.734,75	308.472.771,72
30/09/17	45	1.926.971,67	1.521.235,59	3.448.207,26	306.545.800,05
31/10/17	46	1.926.971,67	1.562.123,80	3.489.095,48	304.618.828,37
30/11/17	47	1.926.971,67	1.502.229,84	3.429.201,51	302.691.856,70
31/12/17	48	1.926.971,67	1.542.484,53	3.469.456,20	300.764.885,02
		23.123.660,09	18.794.402,81	41.918.062,90	
31/01/18	49	1.926.971,67	1.532.664,89	3.459.636,57	298.837.913,35
28/02/18	50	1.926.971,67	1.375.473,14	3.302.444,81	296.910.941,67
31/03/18	51	1.926.971,67	1.513.025,62	3.439.997,30	294.983.969,00
30/04/18	52	1.926.971,67	1.454.715,47	3.381.687,14	293.056.998,32

C.P.N. Ernesto E. Borsari
CONTADOR EN C.
DIRECCIÓN GENERAL DE ADMINISTRACIÓN



Período		AMORTIZ. CAPITAL MENSUAL	INTERES MENSUAL	TOTAL CUOTA MENSUAL	SALDO CAPITAL A FIN MES
31/05/18	53	1.926.971,67	1.493.386,35	3.420.358,02	291.130.026,65
30/06/18	54	1.926.971,67	1.435.709,72	3.362.681,39	289.203.054,98
31/07/18	55	1.926.971,67	1.473.747,07	3.400.718,75	287.276.083,30
31/08/18	56	1.926.971,67	1.463.927,44	3.390.899,11	285.349.111,63
30/09/18	57	1.926.971,67	1.407.201,10	3.334.172,77	283.422.139,95
31/10/18	58	1.926.971,67	1.444.288,17	3.371.259,84	281.495.168,28
30/11/18	59	1.926.971,67	1.388.195,35	3.315.167,02	279.568.196,60
31/12/18	60	1.926.971,67	1.424.648,89	3.351.620,57	277.641.224,93
		23.123.660,09	17.406.983,21	40.530.643,30	
31/01/19	61	1.926.971,67	1.414.829,26	3.341.800,93	275.714.253,25
28/02/19	62	1.926.971,67	1.269.040,95	3.196.012,62	273.787.281,58
31/03/19	63	1.926.971,67	1.395.189,98	3.322.161,66	271.860.309,91
30/04/19	64	1.926.971,67	1.340.680,98	3.267.652,65	269.933.338,23
31/05/19	65	1.926.971,67	1.375.550,71	3.302.522,38	268.006.366,56
30/06/19	66	1.926.971,67	1.321.675,23	3.248.646,91	266.079.394,88
31/07/19	67	1.926.971,67	1.355.911,44	3.282.883,11	264.152.423,21
31/08/19	68	1.926.971,67	1.346.091,80	3.273.063,47	262.225.451,53
30/09/19	69	1.926.971,67	1.293.166,61	3.220.138,28	260.298.479,86
31/10/19	70	1.926.971,67	1.326.452,53	3.253.424,20	258.371.508,18
30/11/19	71	1.926.971,67	1.274.160,86	3.201.132,54	256.444.536,51
31/12/19	72	1.926.971,67	1.306.813,25	3.233.784,93	254.517.564,84
		23.123.660,09	16.019.563,60	39.143.223,69	
31/01/20	73	1.926.971,67	1.296.993,62	3.225.965,29	252.590.593,16
28/02/20	74	1.926.971,67	1.162.608,76	3.089.580,43	250.663.621,49
31/03/20	75	1.926.971,67	1.318.559,32	3.245.531,00	248.736.649,81
30/04/20	76	1.926.971,67	1.226.646,49	3.153.618,17	246.809.678,14
31/05/20	77	1.926.971,67	1.257.715,07	3.184.686,75	244.882.706,46
30/06/20	78	1.926.971,67	1.207.640,74	3.134.612,42	242.955.734,79
31/07/20	79	1.926.971,67	1.238.075,80	3.165.047,47	241.028.763,11
31/08/20	80	1.926.971,67	1.228.256,16	3.155.227,84	239.101.791,44
30/09/20	81	1.926.971,67	1.179.132,12	3.106.103,80	237.174.819,77
31/10/20	82	1.926.971,67	1.208.616,89	3.135.588,56	235.247.848,09
30/11/20	83	1.926.971,67	1.160.126,37	3.087.098,05	233.320.876,42
31/12/20	84	1.926.971,67	1.188.977,62	3.145.949,29	231.393.904,74
		23.123.660,09	14.673.348,97	37.797.009,07	
31/01/21	85	1.926.971,67	1.179.157,98	3.106.129,65	229.466.933,07
28/02/21	86	1.926.971,67	1.056.176,57	2.983.148,24	227.539.961,39
31/03/21	87	1.926.971,67	1.159.518,71	3.055.490,38	225.612.989,72
30/04/21	88	1.926.971,67	1.112.612,00	3.039.583,68	223.686.018,04
31/05/21	89	1.926.971,67	1.139.879,43	3.066.851,11	221.759.046,37
30/06/21	90	1.926.971,67	1.093.606,26	3.020.577,93	219.832.074,70
31/07/21	91	1.926.971,67	1.120.240,16	3.047.211,84	217.905.103,02
31/08/21	92	1.926.971,67	1.110.420,52	3.037.392,20	215.978.131,35
30/09/21	93	1.926.971,67	1.065.097,63	2.992.069,31	214.051.159,67
31/10/21	94	1.926.971,67	1.090.781,25	3.017.752,93	212.124.188,00
30/11/21	95	1.926.971,67	1.046.091,89	2.973.063,56	210.197.216,32
31/12/21	96	1.926.971,67	1.071.141,98	2.998.113,65	208.270.244,65
		23.123.660,09	13.244.724,39	36.368.384,48	
31/01/22	97	1.926.971,67	1.061.322,34	2.988.294,02	206.343.272,97
28/02/22	98	1.926.971,67	949.744,38	2.876.716,05	204.416.301,30
31/03/22	99	1.926.971,67	1.041.683,07	2.958.654,74	202.489.329,63
30/04/22	100	1.926.971,67	998.577,52	2.925.549,19	200.562.357,95
31/05/22	101	1.926.971,67	1.022.043,80	2.949.615,47	198.635.386,28
30/06/22	102	1.926.971,67	979.571,77	2.906.543,44	196.708.414,60
31/07/22	103	1.926.971,67	1.002.404,52	2.929.376,20	194.781.442,93
31/08/22	104	1.926.971,67	992.584,89	2.919.556,56	192.854.471,25
30/09/22	105	1.926.971,67	951.063,15	2.878.034,82	190.927.499,58
31/10/22	106	1.926.971,67	972.945,61	2.899.917,29	189.000.527,90
30/11/22	107	1.926.971,67	932.057,40	2.839.029,07	187.073.556,23
31/12/22	108	1.926.971,67	953.306,34	2.880.278,02	185.146.584,56
		23.123.660,09	11.857.304,78	34.980.964,88	
31/01/23	109	1.926.971,67	943.486,70	2.870.458,38	183.219.612,88
28/02/23	110	1.926.971,67	843.312,19	2.770.283,87	181.292.641,21
31/03/23	111	1.926.971,67	923.847,43	2.830.819,11	179.365.669,53
30/04/23	112	1.926.971,67	884.543,03	2.811.514,70	177.438.697,86
31/05/23	113	1.926.971,67	904.208,16	2.831.179,83	175.511.726,18
30/06/23	114	1.926.971,67	865.537,28	2.792.508,95	173.584.754,51
31/07/23	115	1.926.971,67	884.568,89	2.811.540,56	171.657.782,83

Comodoro E. Borrero
 Contraloría General de Cuentas



Periodo		AMORTIZ. CAPITAL MENSUAL	INTERES MENSUAL	TOTAL COTA MENSUAL	SALDO CAPITAL A FIN MES
31/08/23	116	1.926.971,67	874.749,25	2.801.720,92	169.388.811,16
30/09/23	117	1.926.971,67	837.028,66	2.764.000,33	167.803.839,49
31/10/23	118	1.926.971,67	855.109,98	2.782.081,65	166.876.367,81
30/11/23	119	1.926.971,67	818.022,91	2.744.994,58	163.949.896,14
31/12/23	120	1.926.971,67	835.470,70	2.762.442,38	162.022.924,46
		23.123.660,09	10.469.885,18	32.593.545,27	
31/01/24	121	1.926.971,67	825.651,07	2.752.622,74	160.095.952,79
29/02/24	122	1.926.971,67	763.197,14	2.690.168,82	158.168.981,11
31/03/24	123	1.926.971,67	806.011,79	2.732.983,47	156.232.009,44
30/04/24	124	1.926.971,67	770.508,54	2.697.480,21	154.315.037,76
31/05/24	125	1.926.971,67	786.372,52	2.713.344,20	152.398.066,09
30/06/24	126	1.926.971,67	751.502,79	2.678.474,47	150.481.094,42
31/07/24	127	1.926.971,67	766.733,25	2.693.704,92	148.564.122,74
31/08/24	128	1.926.971,67	756.913,61	2.683.885,29	146.647.151,07
30/09/24	129	1.926.971,67	722.991,17	2.649.965,84	144.730.179,39
31/10/24	130	1.926.971,67	737.274,34	2.664.246,01	142.753.207,72
30/11/24	131	1.926.971,67	703.988,42	2.630.960,10	140.826.236,04
31/12/24	132	1.926.971,67	717.635,07	2.645.606,74	138.899.264,37
		23.123.660,09	9.108.782,71	32.232.442,81	
31/01/25	133	1.926.971,67	707.815,43	2.634.787,10	136.972.292,70
28/02/25	134	1.926.971,67	630.447,81	2.557.419,49	135.045.321,02
31/03/25	135	1.926.971,67	688.176,16	2.615.147,83	133.118.349,35
30/04/25	136	1.926.971,67	656.474,05	2.583.445,73	131.191.377,67
31/05/25	137	1.926.971,67	668.536,88	2.595.508,56	129.264.406,00
30/06/25	138	1.926.971,67	637.468,30	2.564.439,98	127.337.434,32
31/07/25	139	1.926.971,67	648.897,61	2.565.869,28	125.410.462,65
31/08/25	140	1.926.971,67	639.077,97	2.566.049,65	123.483.490,97
30/09/25	141	1.926.971,67	608.959,68	2.535.931,36	121.556.519,30
31/10/25	142	1.926.971,67	619.438,70	2.546.410,38	119.629.547,63
30/11/25	143	1.926.971,67	589.953,93	2.516.925,61	117.702.575,95
31/12/25	144	1.926.971,67	599.799,43	2.526.771,10	115.775.604,28
		23.123.660,09	7.695.045,97	30.818.706,06	
31/01/26	145	1.926.971,67	589.979,79	2.516.951,47	113.848.632,60
28/02/26	146	1.926.971,67	524.015,62	2.439.987,30	111.921.660,93
31/03/26	147	1.926.971,67	570.340,52	2.497.312,19	109.994.689,25
30/04/26	148	1.926.971,67	542.439,56	2.460.411,24	108.067.717,58
31/05/26	149	1.926.971,67	550.701,25	2.477.672,92	106.140.745,90
30/06/26	150	1.926.971,67	523.433,82	2.450.405,49	104.213.774,23
31/07/26	151	1.926.971,67	531.061,97	2.458.033,65	102.286.802,56
31/08/26	152	1.926.971,67	521.242,34	2.448.214,01	100.359.830,88
30/09/26	153	1.926.971,67	494.925,19	2.421.896,87	98.432.859,21
31/10/26	154	1.926.971,67	501.603,06	2.433.574,74	96.505.887,53
30/11/26	155	1.926.971,67	475.919,45	2.406.891,12	94.578.915,86
31/12/26	156	1.926.971,67	481.963,79	2.408.935,46	92.651.944,18
		23.123.660,09	6.307.626,36	29.431.286,45	
31/01/27	157	1.926.971,67	472.144,15	2.399.115,83	90.724.972,51
28/02/27	158	1.926.971,67	417.583,44	2.304.555,11	88.798.000,83
31/03/27	159	1.926.971,67	452.504,88	2.379.476,56	86.871.029,16
30/04/27	160	1.926.971,67	428.405,08	2.355.376,75	84.944.057,49
31/05/27	161	1.926.971,67	432.865,61	2.359.837,28	83.017.085,81
30/06/27	162	1.926.971,67	409.399,33	2.327.657,00	81.090.114,14
31/07/27	163	1.926.971,67	413.226,34	2.329.198,01	79.163.142,46
31/08/27	164	1.926.971,67	403.406,70	2.330.378,37	77.236.170,79
30/09/27	165	1.926.971,67	380.890,71	2.307.862,38	75.309.199,11
31/10/27	166	1.926.971,67	383.767,43	2.310.939,10	73.382.227,44
30/11/27	167	1.926.971,67	361.884,96	2.288.856,63	71.455.255,76
31/12/27	168	1.926.971,67	364.128,15	2.291.099,83	69.528.284,09
		23.123.660,09	4.920.206,75	23.043.866,85	
31/01/28	169	1.926.971,67	354.308,52	2.271.280,19	67.601.312,42
29/02/28	170	1.926.971,67	322.263,79	2.209.235,47	65.674.340,74
31/03/28	171	1.926.971,67	334.669,24	2.211.640,92	63.747.369,07
30/04/28	172	1.926.971,67	314.370,59	2.204.342,26	61.820.397,39
31/05/28	173	1.926.971,67	315.029,97	2.204.369,64	59.893.425,72
30/06/28	174	1.926.971,67	295.364,84	2.227.336,51	57.966.454,04
31/07/28	175	1.926.971,67	295.390,70	2.227.662,37	56.039.482,37
31/08/28	176	1.926.971,67	285.571,06	2.211.542,74	54.112.510,70
30/09/28	177	1.926.971,67	266.856,22	2.190.827,89	52.185.539,03
31/10/28	178	1.926.971,67	265.931,79	2.182.902,46	50.258.567,35

C. E. Bonomi
CONTADOR GENERAL
CONTADOR GENERAL DE GOBIERNO
56.258.567,35



Periodo		AMORTIZ. CAPITAL MENSUAL	INTERES MENSUAL	TOTAL CUOTA MENSUAL	SALDO CAPITAL A FIN MES
30/11/28	179	1.926.971,67	247.850,47	2.174.822,14	46.251.595,67
31/12/28	180	1.926.971,67	246.292,51	2.173.264,19	46.494.554,00
		23.123.660,09	3.543.899,69	26.667.559,79	
31/01/29	181	1.926.971,67	236.472,88	2.163.444,55	44.377.632,32
28/02/29	182	1.926.971,67	204.719,06	2.131.690,73	42.550.633,65
31/03/29	183	1.926.971,67	216.833,61	2.143.805,28	40.633.766,97
30/04/29	184	1.926.971,67	200.336,10	2.127.307,77	38.696.737,30
31/05/29	185	1.926.971,67	197.194,33	2.124.166,01	36.769.765,62
30/06/29	186	1.926.971,67	181.330,35	2.108.302,03	34.842.793,95
31/07/29	187	1.926.971,67	177.555,06	2.104.526,73	32.915.822,28
31/08/29	188	1.926.971,67	167.735,42	2.094.707,10	30.988.850,60
30/09/29	189	1.926.971,67	152.821,73	2.079.793,40	29.061.878,93
31/10/29	190	1.926.971,67	148.096,15	2.075.067,82	27.134.907,25
30/11/29	191	1.926.971,67	133.815,98	2.060.787,66	25.207.935,58
31/12/29	192	1.926.971,67	128.456,88	2.053.423,55	23.280.963,90
		23.123.660,09	2.145.367,54	26.299.027,64	
31/01/30	193	1.926.971,67	118.637,24	2.043.608,92	21.353.992,23
28/02/30	194	1.926.971,67	98.286,87	2.023.258,54	19.477.920,55
31/03/30	195	1.926.971,67	98.997,97	2.025.969,64	17.591.948,88
30/04/30	196	1.926.971,67	86.301,61	2.012.273,29	15.673.677,21
31/05/30	197	1.926.971,67	79.358,69	2.005.330,37	13.746.405,53
30/06/30	198	1.926.971,67	67.295,86	1.994.267,54	11.719.133,86
31/07/30	199	1.926.971,67	59.719,42	1.986.691,10	9.792.462,18
31/08/30	200	1.926.971,67	49.899,79	1.976.871,46	7.865.790,51
30/09/30	201	1.926.971,67	38.787,24	1.965.758,92	5.938.218,83
31/10/30	202	1.926.971,67	30.260,51	1.955.232,19	4.011.247,16
30/11/30	203	1.926.971,67	19.781,49	1.946.753,17	2.084.275,48
31/12/30	204	2.084.275,48	10.621,24	2.094.896,72	0,00
		23.280.963,90	757.947,94	24.038.911,84	

[Handwritten Signature]
 Srta. Ernesta E. Bonanni
 CONTADOR GENERAL
 CONTADURIA GENERAL DE TIERRA DEL FUEGO